

Voting System Post-Election Audit Report

County: Putnam Date of Election: 8/23/2022

Type of Audit (check applicable box): Manual Automated Independent

Precinct Number(s): All

Race (if Manual Audit): _____




- Overall accuracy of the audit:
100% of the tabulated ballots were accurately tabulated by the audit system well within the 0.5% threshold.
- Description of any problems or discrepancies encountered:
Tabulation system has one more ballot tabulated than ClearAudit.
- Likely cause of such problems or discrepancies:
Polling location had a ballot jam. It is probable that the jammed ballot had already been tabulated and was re-fed into the tabulator once the jam was removed
- Recommended corrective action with respect to avoiding or mitigating such circumstances in future elections:
Reiterate the importance of monitoring the number of tabulated ballots on the ICE unit so when a jam occurs, they will know if the ballot has been tabulated already.

Check applicable box and sign below:

We hereby certify that the report of the voting system audit performed for the election is accurate and that attached are precinct summary reports for each precinct audited.

We hereby certify that a voting system audit was not done because a manual recount was conducted under s. 102.166, Florida Statutes.

Signatures of County Canvassing Board members:

<u>Elizabeth Morris</u>		<u>8/30/2022</u>
Printed Name	Signature	Date
<u>Charles L. Overturf III</u>		<u>8/30/2022</u>
Printed Name	Signature	Date
<u>Bill Pickens</u>		<u>8/30/2022</u>
Printed Name	Signature	Date

**2022 Primary Election
Florida Form 106A**

Contest Name	Contest ID	Choice ID	Choice Name	Precinct Name	Counter Group	VS Paper Cards	Audit Paper Cards	Card Discrepancy	Audit Automatic Votes	Audit Canvassing Votes	Audit Paper Votes	VS Paper Votes	Vote Discrepancy	Over Voted	Blank Voted
--------------	------------	-----------	-------------	---------------	---------------	----------------	-------------------	------------------	-----------------------	------------------------	-------------------	----------------	------------------	------------	-------------

(Any discrepancies were fewer than 0.5% of the total votes for each contest, and therefore not reported. This report is empty.)

Putnam County, FL, Primary Election, 8/23/2022

Comparison of Cards Cast with Precincts

Precinct:

Counter Group:

Precinct	Cards			
	Comparison System	This System	Difference	# Boxes
01.0 - South Putnam Government Center	252	252	0	32
02.0 - South Putnam Government Center	277	277	0	32
03.0 - Beulah Baptist Church	454	454	0	35
04.0 - The Church	218	218	0	33
05.0 - The Church	227	227	0	34
06.0 - Pomona Park Community Center	124	124	0	27
07.0 - Pomona Park Community Center	444	444	0	41
08.0 - Hope Lutheran Church	335	335	0	37
09.0 - Hope Lutheran Church	247	247	0	36
10.0 - Dunns Creek Baptist Church	891	891	0	39
11.0 - Putnam County Ag Center	1,001	1,001	0	32
12.0 - Bostwick Community Center	710	710	0	35
13.0 - Bardin Fire Dept	347	347	0	31
14.0 - Living Hope Family Worship Center	526	526	0	39
15.0 - Trinity Episcopal Church	743	743	0	38
16.0 - Woodlawn Baptist Church	183	183	0	32
17.0 - Woodlawn Baptist Church	695	695	0	41
18.0 - Interlachen Community Center	206	206	0	30
19.0 - Interlachen Community Center	19	19	0	7
20.0 - Interlachen Community Center	419	419	0	36

Cards

Precinct	Comparison System	This System	Difference	# Boxes
21.0 - Interlachen Community Center	413	413	0	41
22.0 - Grandin Lake Shores Community Center	597	597	0	41
23.0 - Dunham Woods Baptist Church	412	411	-1	40
24.0 - Grace Community Baptist Church	707	707	0	39
25.0 - Southwest Fire Dept	663	663	0	32
26.0 - Southwest Fire Dept	84	84	0	21
27.0 - Edgar Johnson Senior Center	467	467	0	31
28.0 - Price Martin Community Center	116	116	0	25
29.0 - St Johns River State College	129	129	0	25
30.0 - St Johns River State College	168	168	0	29
31.0 - Southwest Fire Dept	37	37	0	11
32.0 - Edgar Johnson Senior Center	250	250	0	30
33.0 - Price Martin Community Center	297	297	0	32
34.0 - St Johns River State College	211	211	0	32
35.0 - St Johns River State College	108	108	0	27
36.0 - Palatka Woman's Club	220	220	0	31
37.0 - Palatka Woman's Club	490	490	0	31

Putnam County, FL, Primary Election, 8/23/2022

Comparison of Votes Cast

Precinct:

Counter Group:

Contest:

Choice	Ballots With Contest			Votes			Overvoted With Vote for this Choice	Undervoted Without Vote for this Choice
	Comparison System	This System	Difference	Comparison System	This System	Difference		
United States Senator (D) (Vote for 1)								
Val Demings	3,962	3,962	0	2,809	2,809	0	0	160
Brian Rush	3,962	3,962	0	501	501	0	1	160
William Sanchez	3,962	3,962	0	357	357	0	1	160
Ricardo De La Fuente	3,962	3,962	0	134	134	0	0	160
Representative in Congress, District 6 (R) (Vote for 1)								
Michael Waltz	8,995	8,994	-1	5,519	5,519	0	0	437
Charles E. Davis	8,995	8,994	-1	3,039	3,038	-1	0	437
Governor and Lieutenant Governor (D) (Vote for 1)								
Charlie Crist	3,962	3,962	0	2,064	2,064	0	5	99
Nicole "Nikki" Fried	3,962	3,962	0	1,384	1,384	0	5	99
Robert L. Willis	3,962	3,962	0	225	225	0	2	99
Cadance Daniel	3,962	3,962	0	184	184	0	2	99
Attorney General (D) (Vote for 1)								
Jim Lewis	3,962	3,962	0	1,498	1,498	0	0	332
Aramis Ayala	3,962	3,962	0	1,316	1,316	0	0	332
Daniel Uhlfelder	3,962	3,962	0	816	816	0	0	332

	Ballots With Contest			Votes			Overvoted With Vote for this Choice	Undervoted Without Vote for this Choice
Choice	Comparison System	This System	Difference	Comparison System	This System	Difference		
Commissioner of Agriculture (R) (Vote for 1)								
Wilton Simpson	8,995	8,994	-1	5,600	5,600	0	1	404
James W. Shaw	8,995	8,994	-1	2,989	2,989	0	1	404
Commissioner of Agriculture (D) (Vote for 1)								
Naomi Esther Blemur	3,962	3,962	0	1,483	1,483	0	0	345
Ryan Morales	3,962	3,962	0	1,248	1,248	0	0	345
J.R. Gallot	3,962	3,962	0	886	886	0	0	345
State Senator, District 7 (R) (Vote for 1)								
Travis Hutson	8,995	8,994	-1	5,303	5,302	-1	0	364
Gerry James	8,995	8,994	-1	3,328	3,328	0	0	364
State Representative, District 20 (R) (Vote for 1)								
Bobby Payne	13,687	13,686	-1	10,336	10,336	0	1	844
Luis Miguel	13,687	13,686	-1	2,505	2,505	0	1	844
Board of County Commissioners, District 2 (R) (Vote for 1)								
Leota D. Wilkinson	8,995	8,994	-1	5,556	5,555	-1	1	117
Jeff Rawls	8,995	8,994	-1	3,321	3,321	0	1	117
Board of County Commissioners, District 4 (R) (Vote for 1)								
Larry Harvey	8,995	8,994	-1	5,234	5,234	0	1	174
Tom Williams	8,995	8,994	-1	3,586	3,585	-1	1	174
School Board Member, District 4 (Vote for 1)								
Linda A. Wagner	13,687	13,686	-1	6,567	6,567	0	0	651
Bud McInnis	13,687	13,686	-1	6,468	6,468	0	0	651

Choice	Ballots With Contest			Votes			Overvoted With Vote for this Choice	Undervoted Without Vote for this Choice
	Comparison System	This System	Difference	Comparison System	This System	Difference		
School Board Member, District 5 (Vote for 1)								
Phil Leary	13,687	13,686	-1	7,716	7,715	-1	0	873
Kevin Whitlow	13,687	13,686	-1	5,098	5,098	0	0	873
City of Palatka Mayor/Commissioner (Vote for 1)								
Robbi Correa	1,608	1,608	0	746	746	0	0	27
Terrill L. Hill	1,608	1,608	0	704	704	0	0	27
Junior Roger Daniel	1,608	1,608	0	131	131	0	0	27